

HELIA 7

Control software for CDG 7000

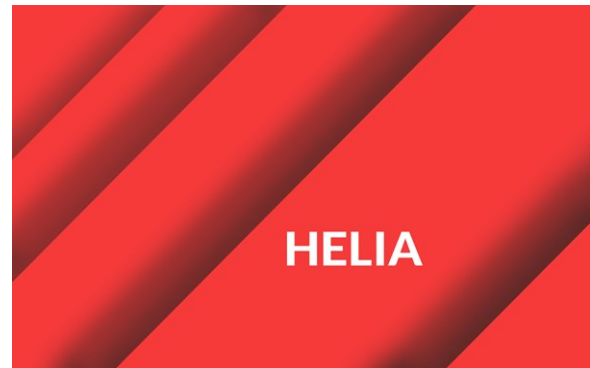
For EMC devices – CDG 6000 / CDG 7000
(IEC/EN 61000-4-6, ISO 11452-4, Namur etc.)

- Operating the EMC test equipment from the PC
- System requirements:
Microsoft® Windows© (7 / 10)
- All parameters of the devices can be controlled remotely
- Complex test sequences possible
- Supports tests with coupling media CDN and EMCL as well as BCI
- Available in 2 versions

HELIA 7

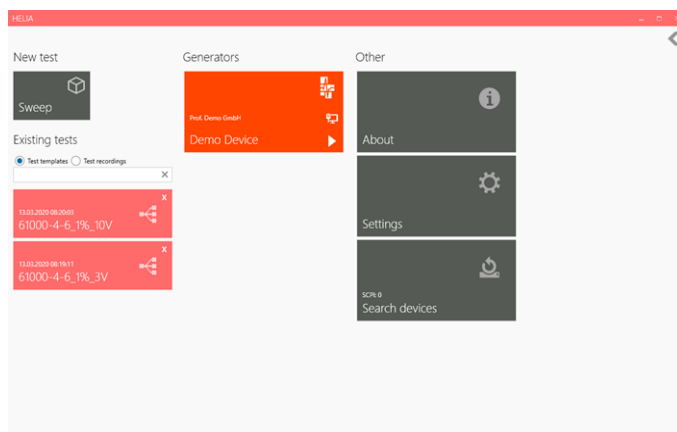
HELIA 7 - BCI:

Software extension for BCI, ISO/MIL tests.



**Delivery of the software on
USB memory stick with
hardware dongle.**

Overview



The HELIA 7 program, which runs under Microsoft® Windows© (7 / 10), enables RF immunity tests to be performed on the CDG 6000 / CDG 7000 devices from Schlöder. With HELIA 7 all parameters and functions of the generators can be operated via PC.

HELIA 7 supports tests according to IEC/EN 61000-4-6 with the typical coupling media CDN and EMCL, as well as BCI tests (BCI tests only with additional software extension) according to the well-known MIL-STD 461 E/F/G, ISO 11452-4 or various automotive standards. The software covers all aspects of the tests, starting from the test level determination to the complete test run with comprehensive test item monitoring to the detailed protocol.

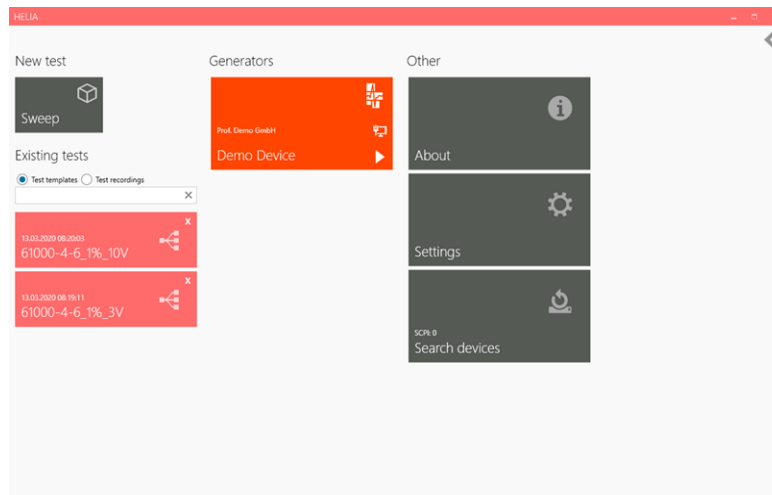


HELIA 7

Control software for CDG 7000

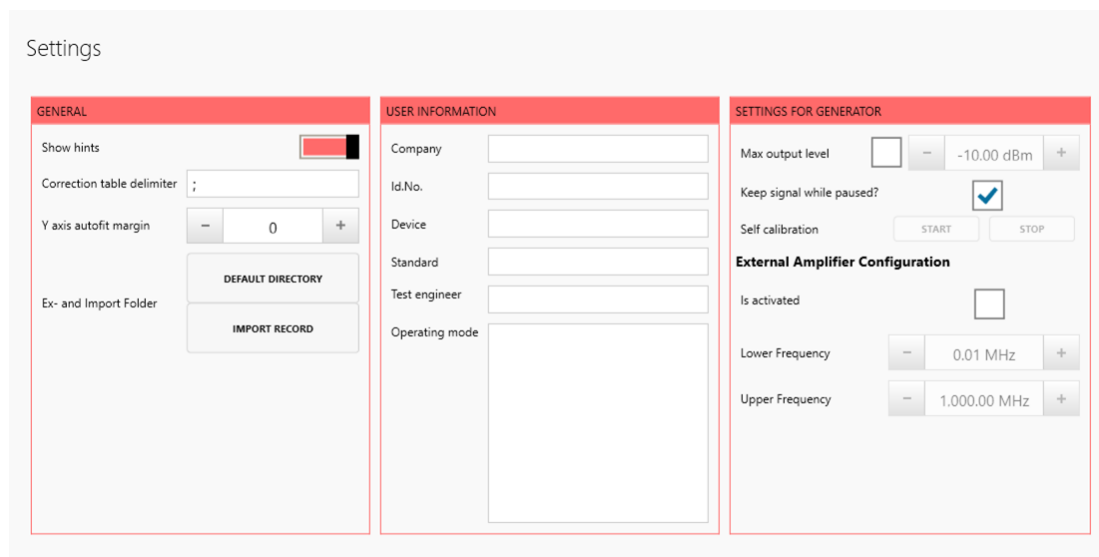
Overview software

You control each new test to be performed via the start window. New tests can be performed or existing tests can be displayed.



▪ Device specific settings

In the settings window, you can make general and device-specific settings. You can e.g. switch the hint function on / off, define the import of tables and make generator settings such as maximum output level / self-calibration etc.

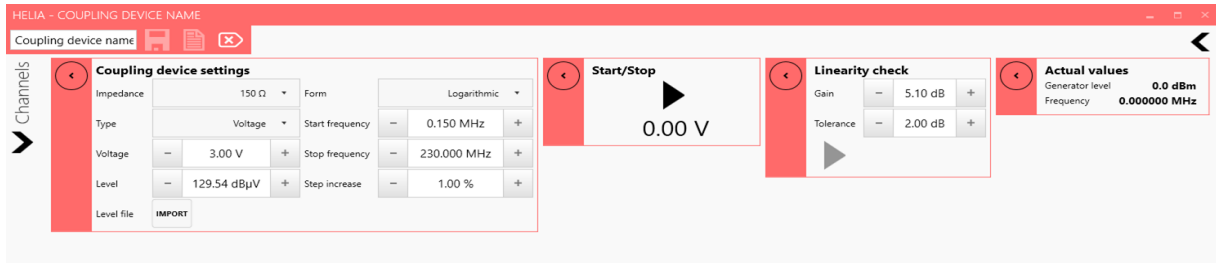


HELIA 7

Control software for CDG 7000

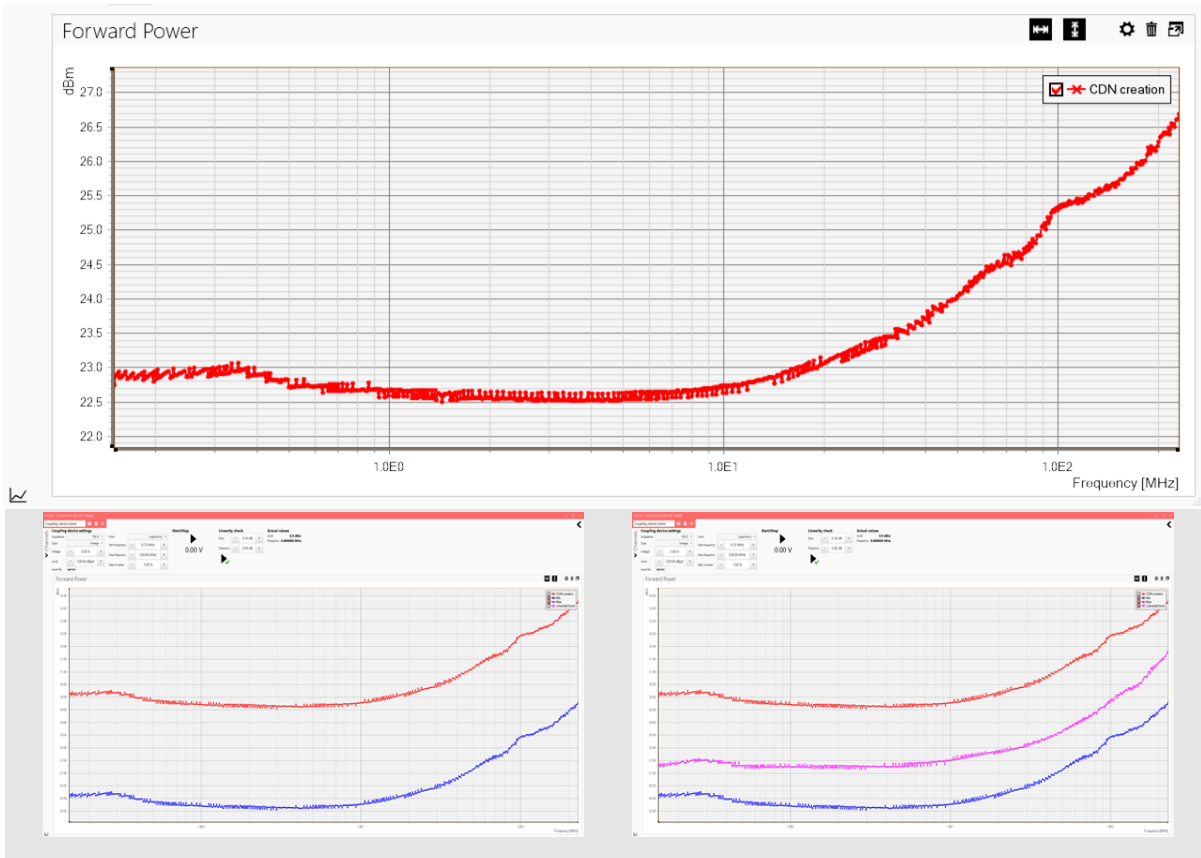
Test window

Test windows let you control and define test levels, such as impedance, voltage/current mode, and test level determinations.



Window linearity check

After determining the power data, a **linearity check** (linearity check / saturation check) of the amplifier can be performed. The difference between the forward power and the gain (signal amplification) is determined. **Gain** = 5.1 dB (equivalent to 80%) is necessary to check whether the amplifier is still linear enough for sufficient output power in amplitude modulation mode. The test results are evaluated according to the tolerance factor according to EN/IEC 61000-4-6 (± 2 dB).



Without linearity check

With linearity check



HELIA 7

Control software for CDG 7000

- **Logging the test results**

All test results can be stored, logged and retrieved.



Included in delivery

USB memory stick with HELIA 7 Basic software and user manual

Hardware dongle

Options

HELIA 7 – BCI Software extension for HELIA 7 Basic, necessary for BCI ISO/MIL tests

All information regarding appearance and technical data correspond to the current state of development at the time of release of this data sheet. We reserve the right to make technical changes. 152012

